

Quick Start Guide



PrivCo



Welcome to PrivCo



Sign in to PrivCo

Email

Password

[Forgot password?](#)

Sign In

New to PrivCo? [Create an Account](#)

By continuing, you agree to the latest
[Terms of Use](#) and [Privacy Policy](#).

Sign in to PrivCo

Customer support, contact us here



All-in-One

Bringing you valuable information about every private company in our database with our robust search platform

Search by Company, Investor, or Keyword

Companies

Investors

Fundings

Deals

Wealth

UNSAVED

Company Search

Filters

Generative...

COMPANY	CLASSIFICATION	STATE
Adept	Private	CA
Alpaca	Private	CA
Anyword	Private	NY
character.ai	Private	CA
Cogram, Inc.	Private	NY
Compose AI, Inc.	Private	CA
Contenda	Private	PA
CopyAI, Inc.	Private	TN
Copysmith	Private	AL
Craiyon LLC	Private	--
Debuild, Inc.	Private	CA
Enzyme Corporation	Private	CA
Generate Biomed...	Private	MA
GitHub, Inc.	Private	CA
Glean Analytics, Inc.	Private	NY
Hour One AI Ltd	Private	NY

Search by Company, Investor, or Keyword

Dashboard

Search

Watchlists

J

795,334

TOTAL COMPANIES

544,271

FUNDING ROUNDS

100,789

M&A DEALS

Largest Fundings this Week

NAME	AMOUNT
Kakao Entertainment	\$966 MM
Monogram Health, Inc.	\$375 MM
ShiftKey LLC	\$300 MM
Oxbotica Ltd.	\$140 MM
Zivaro	\$138 MM

Recent M&A Deals

BUYER(S)	TARGET(S)
Hildene Capital Management LLC	SILAC Insurance Company
InTandem Capital Partners	HouseWorks
Roadsafe Traffic Systems, Inc.	Western Remac, Inc.
The Arena Group Holdings, Inc.	Foxy Media
Epiq Solutions	Xiphos Systems Corporation

Insights

Business of Sports
JAN 2, 2023
Our ranking of the most valuable sports teams in soccer, baseball, football, and baseball.
[Download Report](#)

City of Angels
DEC 27, 2022
How celebrity angel investors are enlightening startup gains.

Top Industry Coverage

INDUSTRY	TOTAL COMPANIES
Commercial & Industrial Engineering	94,843
Professional Services	93,475
Health Care Providers	56,417
Specialized Consumer Services	48,512
Restaurants	44,202

Search by Company, Investor, or Keyword

Dashboard

Search

Watchlists

J

Stripe, Inc.

Headquarters
San Francisco, California

Classification
Private

Overview

Financials

Funding

Deals

Signals

Year Founded
2010

Funding Rounds
14

Description

Stripe, Inc. is a privately-held technology company that builds economic for the internet designed to integrate electronic payments and enable se transactions. It offers a platform that delivers payment acceptance, POS fraud prevention, invoicing and subscription management, and multi-par capabilities. The company also delivers financial services, including corp and financing. Businesses of every size from new startups to public com software to accept payments and manage their businesses online. Strip founded in 2010 by John Collison and Patrick Collison. Stripe, Inc. heado located in San Francisco, California.

About

FOUNDERS
John Collison
Patrick Collison

PHONE
888-963-8955

WEBSITE
www.stripe.com

AKA
Stripe, Inc.

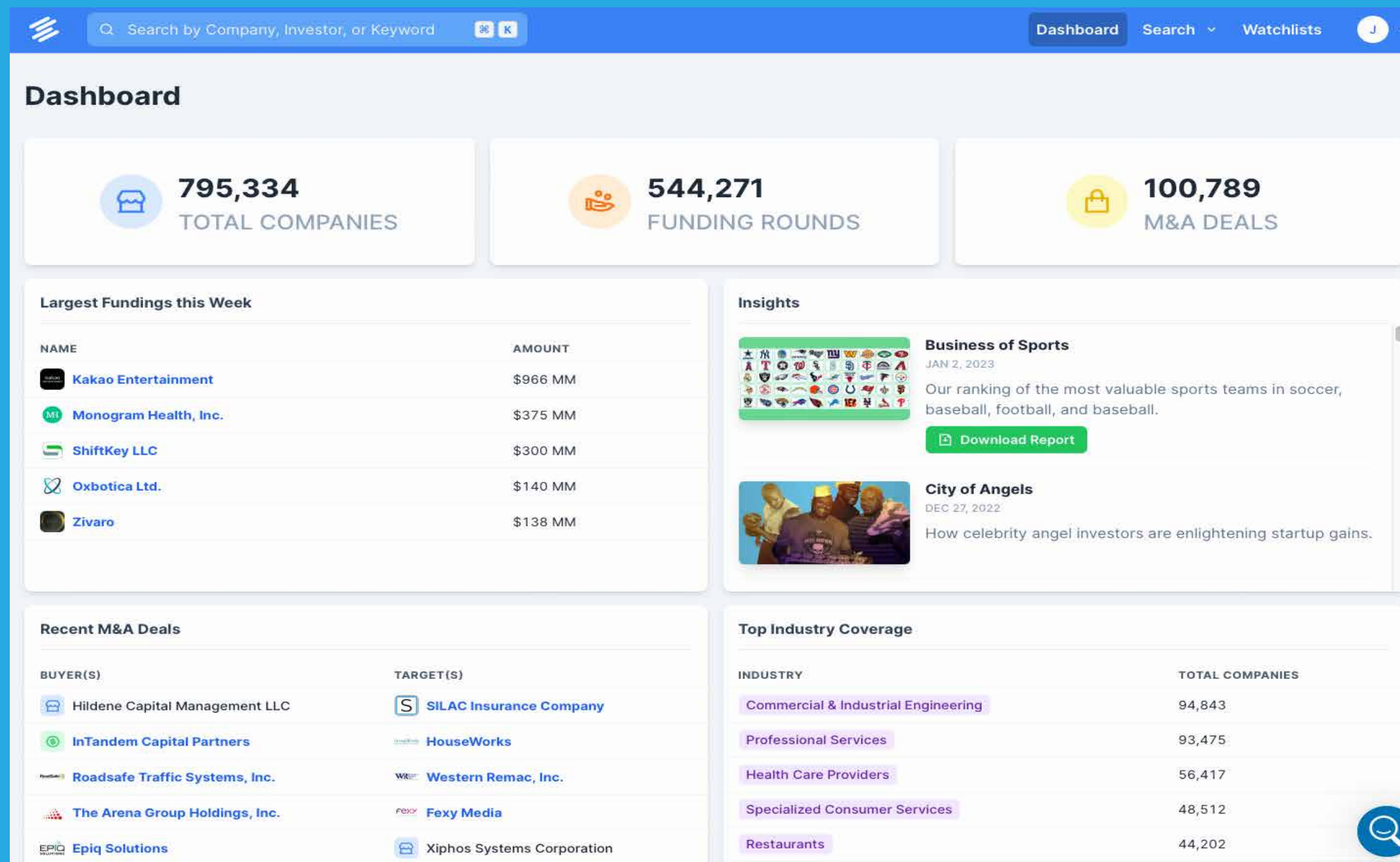
ADDRESS
510 Townsend St
San Francisco CA 94103 US

SOCIAL



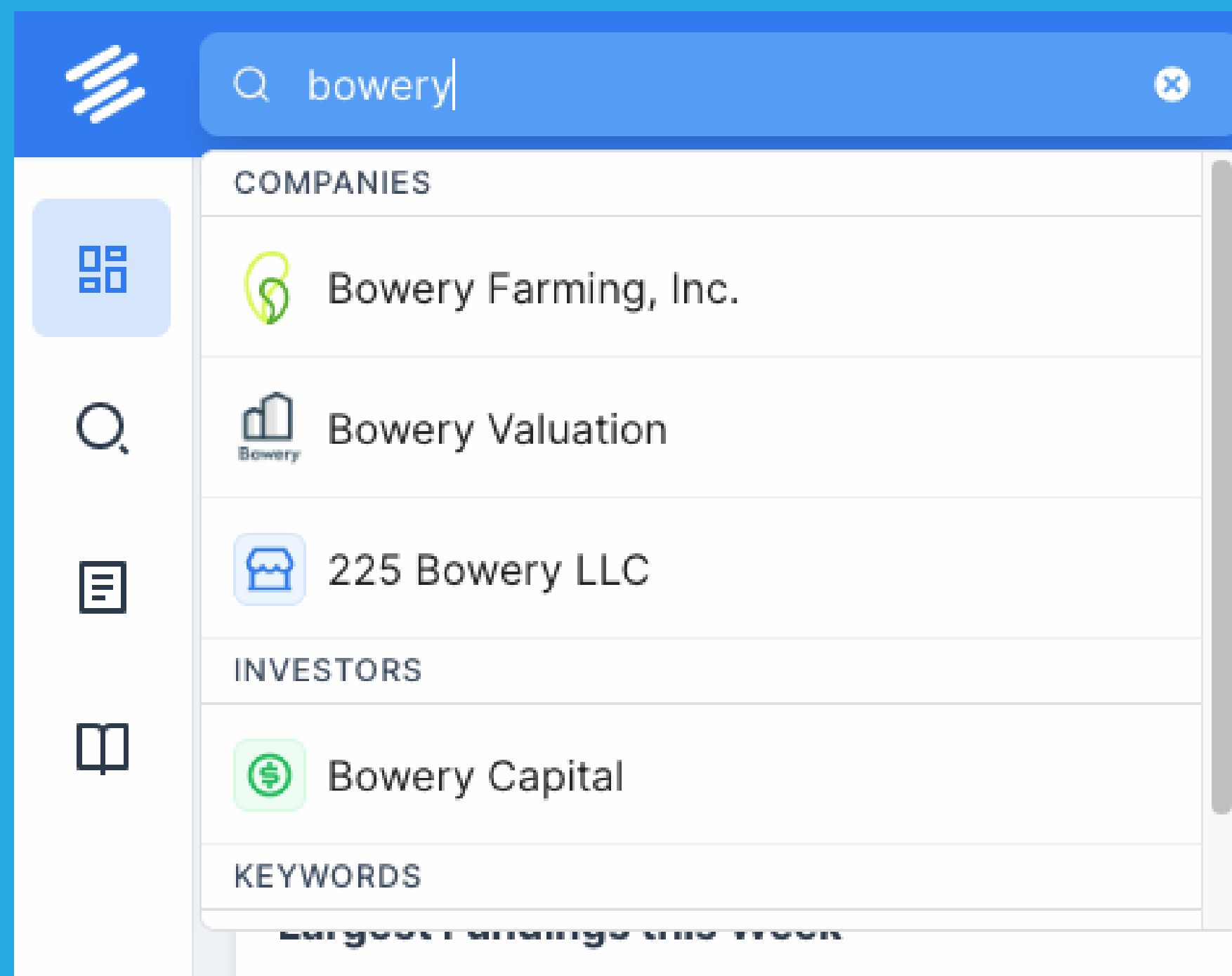
Dashboard

Your daily snapshot of latest top deals, insights, and access to companies, fundings and deals.



How to Find your Data

Easily find a company or investor by name or search by vertical using the search bar across the top.



Searching Companies

Opt to search with
public companies



Search by city, state,
region or country



Narrow search results with
specific keywords/verticals



Company Search Filters

⏪

Search Term ⓘ

Include Public Companies
☐

Locations
 ▼

Keywords
 ▼
☐ ONLY SHOW COMPANIES WITH ALL KEYWORDS

Year Founded

▲▼

 ⇄

▲▼

Reset Filters

Search




Searching Companies


Sort results by: Company Name, State, Industry, Keywords Revenue, and Growth Rate (1YR or 3YR).


Advanced Search








[Companies](#) [Investors](#) [Fundings](#) [Deals](#)

 **Filters**

+

Search Term – fitness 


 **Upgrade now** to unlock more Company search results including revenues

<input type="checkbox"/>	COMPANY	CLASSIFICATION	STATE	INDUSTRY	KEYWORDS	LATEST REVENUE
<input type="checkbox"/>	 Fitness Connect...	Private	TX	Leisure Facilities	Fitness	\$500.0M
<input type="checkbox"/>	 L.A. Fitness Inte...	Private	CA	Leisure Facilities	Fitness	\$500.0M
<input type="checkbox"/>	 Zumba Fitness	Private	FL	Leisure Facilities	Apparel	\$500.0M
<input type="checkbox"/>	 Icon Health & Fit...	Private	UT	Consumer Products	Consumer Products	\$500.0M
<input type="checkbox"/>	 Orangetheory Fi...	Private	FL	Leisure Facilities	Fitness	\$500.0M
<input type="checkbox"/>	 24 Hour Fitness ...	Private	CA	Leisure Facilities	Events	\$500.0M
<input type="checkbox"/>	 Blink Fitness	Private	NY	Leisure Facilities	Fitness	\$500.0M




Company Profiles

Spend less time researching with PrivCo's profiles



Q Search by Company, Investor, or Keyword 96 K

Dashboard Search Watchlists J



Orangetheory Fitness

Headquarters
Fort Lauderdale, Florida

Classification
Private

Add to Watchlist

Request Update

Create Citation

Overview Financials Funding Deals Signals

Download PDF

Year Founded
2016

Funding Rounds
--

Total Funding
--

Latest Valuation (2021)
\$280 MM

Description

Orangetheory Fitness is a privately-held franchiser that operates in the athletic & fitness facilities / gyms sector. Orangetheory Fitness was founded in 2016 by Ellen Latham and Terry Blachek. Orangetheory Fitness headquarters are located in Fort Lauderdale, Florida.

Classification

INDUSTRY
Leisure Facilities

KEYWORDS
Fitness Franchisor Gym Leisure Leisure Facilities Sports Training Wellness Women-Founded Women-led + Suggest new keyword

About

FOUNDERS
Ellen Latham
Terry Blachek

PHONE
954-530-6903

WEBSITE
www.orangetheory.com


AKA
Ultimate Fitness Group LLC

ADDRESS
1815 Cordova Road Suite 206
Fort Lauderdale FL 33316 US

SOCIAL
f t in


Contacts

NAME	TITLE	EMAIL
Dave Long	CEO & Co-Founder	dlong@orangetheoryfitness.com
Ellen Latham	Co-Founder	--
Lorraine Higgins	Managing Partner	Eileen Higgins
David Hardy	Partner	dhardy@orangetheoryfitness.com



Company Financials

Determine company's financials standing with annual revenue and employee figures.



Orangetheory Fitness

...

Headquarters

Fort Lauderdale, Florida

Classification

Private

Overview

Financials

Funding

Deals

Signals

Upgrade now to unlock all financials for this profile

Valuation Details

YEAR	2019	2018	2017
VALUATION	\$100M - \$500M	\$100M - \$500M	\$100M - \$500M

Income Statement


YEAR	2019	2018	2017	2016
SYSTEMWIDE SALES	--	\$100M - \$500M	\$100M - \$500M	\$100M - \$500M
REVENUES	\$100M - \$500M	\$100M - \$500M	\$100M - \$500M	\$100M - \$500M
EBITDA	\$100M - \$500M	\$100M - \$500M	\$100M - \$500M	--

Employee Figures

YEAR	2019	2018
EMPLOYEES	\$100M - \$500M	\$100M - \$500M

Investment Growth


Understand the company's growth potential with extensive funding information.

		Epic Games, Inc.	...
Headquarters		Classification	
Cary, North Carolina		Private	
Overview	Financials	Funding	Deals Signals
Round Equity Funding — Apr 2021			
INVESTOR NAME		INVESTOR TYPE	
Bank of America Corporation		Corporate	
Sony Corp		Corporate	
T. Rowe Price Associates, Inc.		Investment Management Firm	
Park West Asset Management		--	
Ontario Teachers Pension Plan		Pension Fund	
Luxor Capital Group LP		Hedge Fund	
Latasha Williamson		--	
Kohlberg Kravis Roberts & Co. L.P. (KKR)		Private Equity	
Franklin Templeton Investments		Corporate	
Fidelity Management and Research Company		Other Investment Firm	
GIC Private Limited		Quasi-Government Organization	
Round Total: \$1.0 BN		Valuation: \$28.7 BN	



Deal Activities

Dive into a company's acquisition, SPAC, merger, bankruptcy, growth capital.



Payoneer, Inc.

Headquarters

New York, New York

Classification

Public as NASDAQ: PAYO.O

Overview

Financials

Funding

Deals

Signals

Upgrade now to unlock 3 Deals for this profile

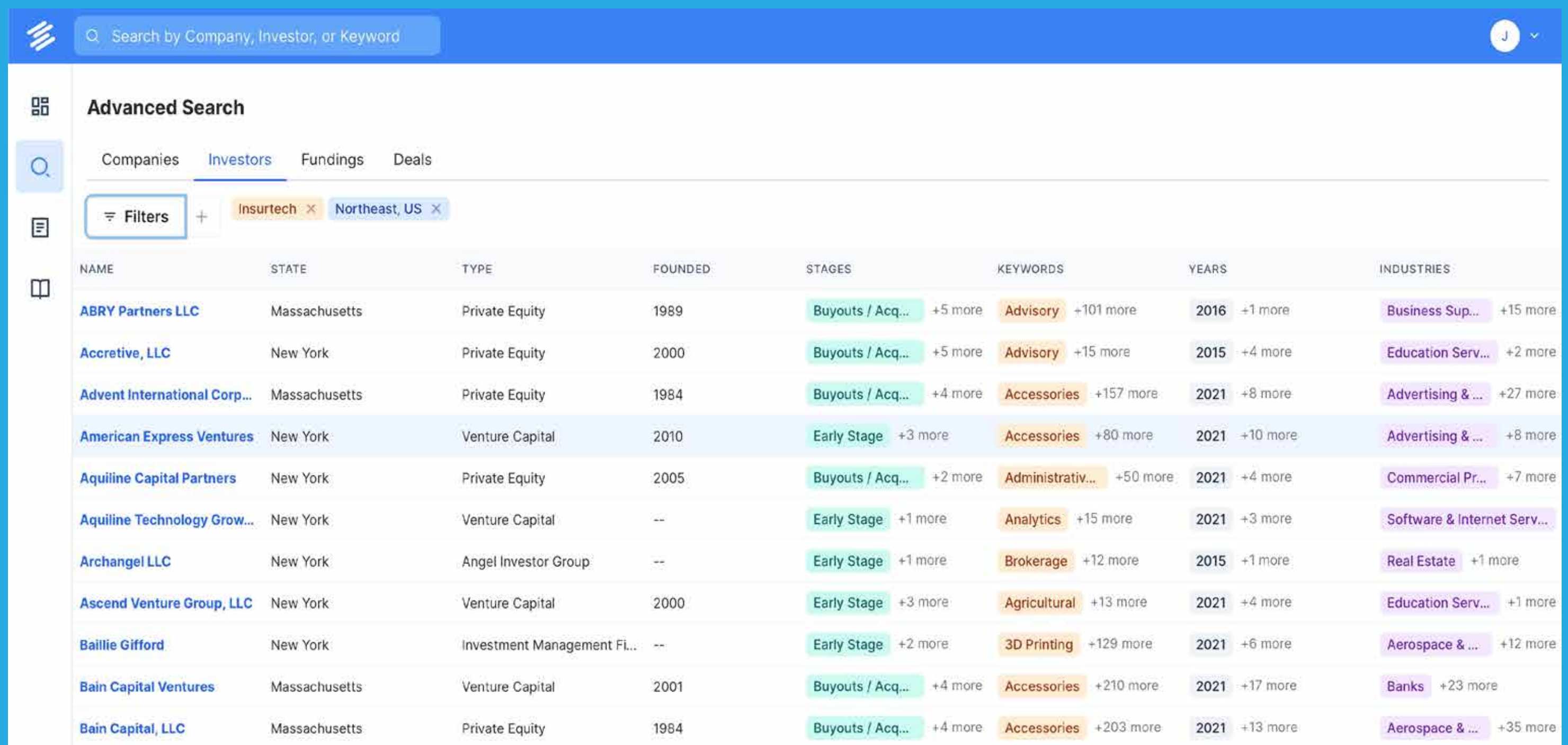
Deals

DATE	BUYERS	TARGETS	TYPE	PRICE	STATUS
placeholder	placeholder	placeholder	placeholder	placeholder	placeholder
placeholder	placeholder	placeholder	placeholder	placeholder	placeholder
placeholder	placeholder	placeholder	placeholder	placeholder	placeholder



Investors Search

Search by: Industries preferred, Stages, Keyword, Investor Type



The screenshot displays the 'Advanced Search' interface for finding investors. The search criteria are set to 'Insurtech' and 'Northeast, US'. The results table lists various investors with columns for Name, State, Type, Founded, Stages, Keywords, Years, and Industries. The 'Stages' column is highlighted with a green background, and the 'Keywords' column is highlighted with an orange background. The 'Years' column is highlighted with a light blue background. The 'Industries' column is highlighted with a light purple background.

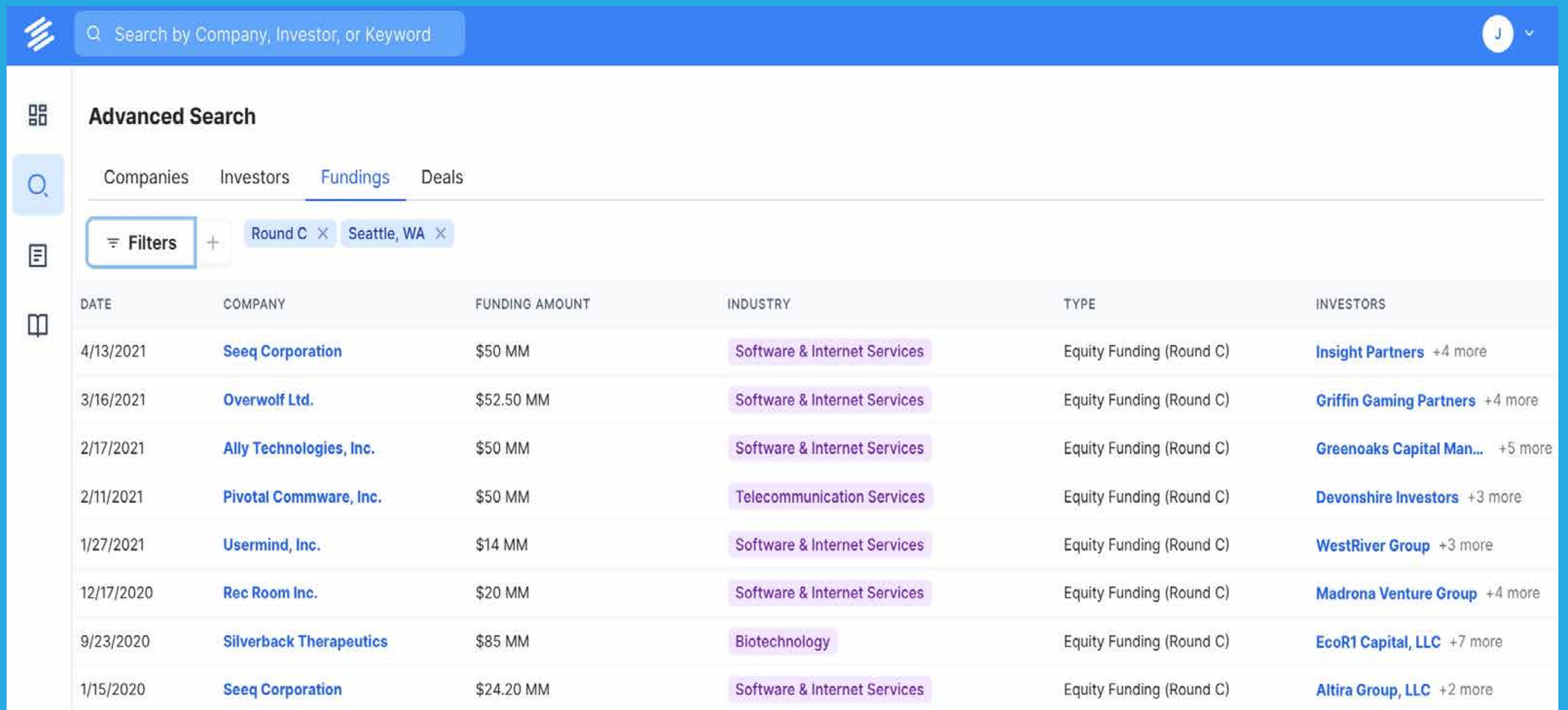
NAME	STATE	TYPE	FOUNDED	STAGES	KEYWORDS	YEARS	INDUSTRIES
ABRY Partners LLC	Massachusetts	Private Equity	1989	Buyouts / Acq... +5 more	Advisory +101 more	2016 +1 more	Business Sup... +15 more
Accretive, LLC	New York	Private Equity	2000	Buyouts / Acq... +5 more	Advisory +15 more	2015 +4 more	Education Serv... +2 more
Advent International Corp...	Massachusetts	Private Equity	1984	Buyouts / Acq... +4 more	Accessories +157 more	2021 +8 more	Advertising & ... +27 more
American Express Ventures	New York	Venture Capital	2010	Early Stage +3 more	Accessories +80 more	2021 +10 more	Advertising & ... +8 more
Aquiline Capital Partners	New York	Private Equity	2005	Buyouts / Acq... +2 more	Administrativ... +50 more	2021 +4 more	Commercial Pr... +7 more
Aquiline Technology Grow...	New York	Venture Capital	--	Early Stage +1 more	Analytics +15 more	2021 +3 more	Software & Internet Serv...
Archangel LLC	New York	Angel Investor Group	--	Early Stage +1 more	Brokerage +12 more	2015 +1 more	Real Estate +1 more
Ascend Venture Group, LLC	New York	Venture Capital	2000	Early Stage +3 more	Agricultural +13 more	2021 +4 more	Education Serv... +1 more
Baillie Gifford	New York	Investment Management Fl...	--	Early Stage +2 more	3D Printing +129 more	2021 +6 more	Aerospace & ... +12 more
Bain Capital Ventures	Massachusetts	Venture Capital	2001	Buyouts / Acq... +4 more	Accessories +210 more	2021 +17 more	Banks +23 more
Bain Capital, LLC	Massachusetts	Private Equity	1984	Buyouts / Acq... +4 more	Accessories +203 more	2021 +13 more	Aerospace & ... +35 more

Use Case: Searching for Investors for your InsurTech startup in the Northeast that invests in early stage startups in your industry.



Funding Search

Search investments by: Investment Size, Industries, Round type, Date, Investment Company location, and Investor type.



The screenshot displays a web application for funding search. At the top, there is a search bar with the placeholder text "Search by Company, Investor, or Keyword". Below the search bar, the "Advanced Search" section is visible, with tabs for "Companies", "Investors", "Fundings", and "Deals". The "Fundings" tab is selected. A filter bar shows "Filters" with a plus sign, and two active filters: "Round C" and "Seattle, WA". The main table lists funding events with columns for DATE, COMPANY, FUNDING AMOUNT, INDUSTRY, TYPE, and INVESTORS. The data is sorted by date in ascending order.

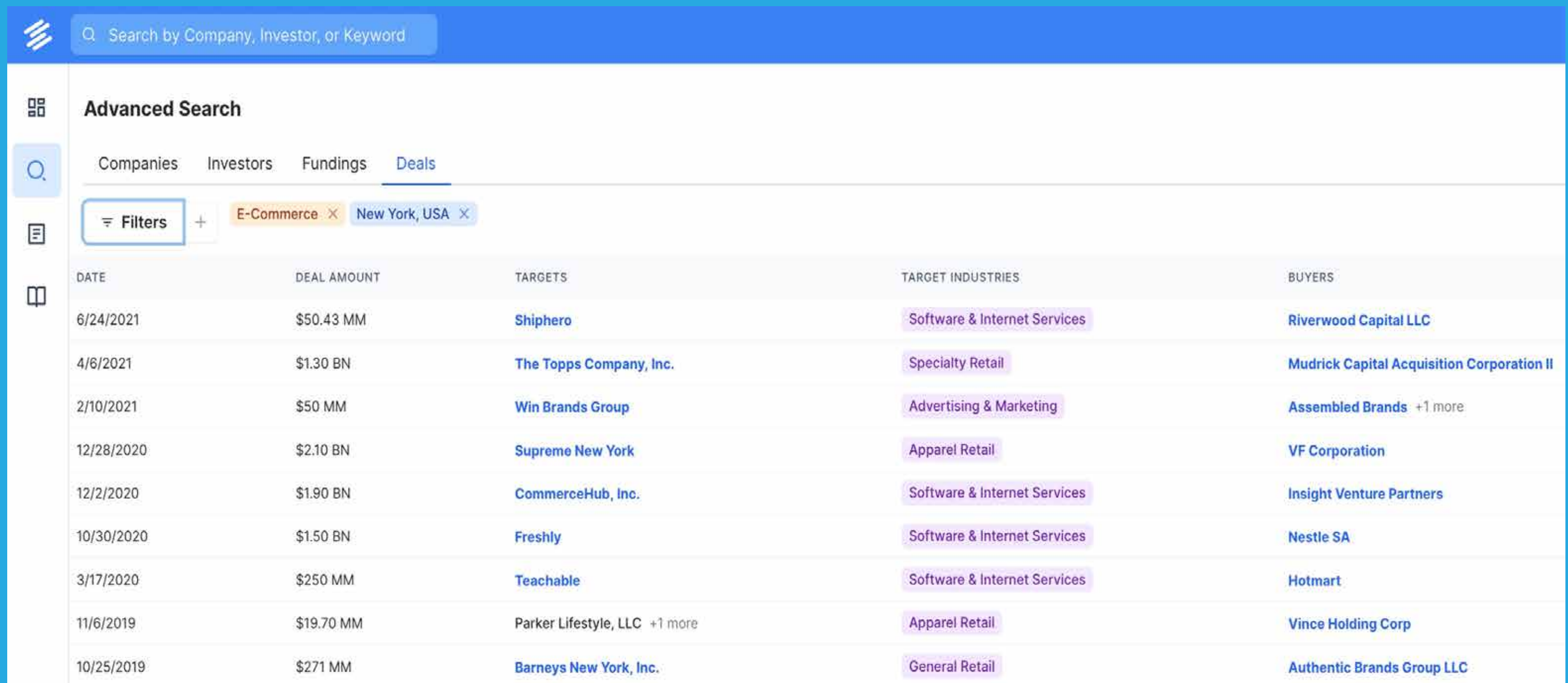
DATE	COMPANY	FUNDING AMOUNT	INDUSTRY	TYPE	INVESTORS
4/13/2021	Seeq Corporation	\$50 MM	Software & Internet Services	Equity Funding (Round C)	Insight Partners +4 more
3/16/2021	Overwolf Ltd.	\$52.50 MM	Software & Internet Services	Equity Funding (Round C)	Griffin Gaming Partners +4 more
2/17/2021	Ally Technologies, Inc.	\$50 MM	Software & Internet Services	Equity Funding (Round C)	Greenoaks Capital Man... +5 more
2/11/2021	Pivotal Commware, Inc.	\$50 MM	Telecommunication Services	Equity Funding (Round C)	Devonshire Investors +3 more
1/27/2021	Usermind, Inc.	\$14 MM	Software & Internet Services	Equity Funding (Round C)	WestRiver Group +3 more
12/17/2020	Rec Room Inc.	\$20 MM	Software & Internet Services	Equity Funding (Round C)	Madrona Venture Group +4 more
9/23/2020	Silverback Therapeutics	\$85 MM	Biotechnology	Equity Funding (Round C)	EcoR1 Capital, LLC +7 more
1/15/2020	Seeq Corporation	\$24.20 MM	Software & Internet Services	Equity Funding (Round C)	Altira Group, LLC +2 more

Use Case: Searching for Round C Investments in Seattle, WA - sorted by latest ascending order.



Deal Search

Search by: Deal Size, Date, Targeted Keyword/Vertical, Location, Industries, and Entity Type.



The screenshot displays a web application interface for deal searching. At the top, there is a search bar with the placeholder text "Search by Company, Investor, or Keyword". Below this, the "Advanced Search" section is visible, with tabs for "Companies", "Investors", "Fundings", and "Deals". The "Deals" tab is selected. A "Filters" button is highlighted, and two active filters are shown: "E-Commerce" and "New York, USA". The main table lists deals with columns for DATE, DEAL AMOUNT, TARGETS, TARGET INDUSTRIES, and BUYERS. The table contains 10 rows of data, showing various companies and their associated deal details.

DATE	DEAL AMOUNT	TARGETS	TARGET INDUSTRIES	BUYERS
6/24/2021	\$50.43 MM	Shiphero	Software & Internet Services	Riverwood Capital LLC
4/6/2021	\$1.30 BN	The Topps Company, Inc.	Specialty Retail	Mudrick Capital Acquisition Corporation II
2/10/2021	\$50 MM	Win Brands Group	Advertising & Marketing	Assembled Brands +1 more
12/28/2020	\$2.10 BN	Supreme New York	Apparel Retail	VF Corporation
12/2/2020	\$1.90 BN	CommerceHub, Inc.	Software & Internet Services	Insight Venture Partners
10/30/2020	\$1.50 BN	Freshly	Software & Internet Services	Nestle SA
3/17/2020	\$250 MM	Teachable	Software & Internet Services	Hotmart
11/6/2019	\$19.70 MM	Parker Lifestyle, LLC +1 more	Apparel Retail	Vince Holding Corp
10/25/2019	\$271 MM	Barneys New York, Inc.	General Retail	Authentic Brands Group LLC

Use Case: Searching for New York E-Commerce Companies that made a tranction deal within a specific time range.



Saved Search

Save Your Search Queries For Future Reference

The screenshot displays a web application interface for searching companies. The background shows a 'Company Search' page with filters for 'Food' and 'Women-Founded', and a table of results including Alani Nutrition L..., Bobbie Baby, Inc., Partake Foods, I..., Cookunity, Inc., and Better Meat Co. Two modals are overlaid on the page:

- Create Saved Search Modal:** This modal is used to create a new saved search. It contains a 'Search Name' field with the text 'Women-Founded Food Private Companies'. Below this is a prompt 'Choose a name for this saved search'. There are two radio button options: 'Private' (unselected) and 'Publicly Shareable' (selected). At the bottom, there are three tags: 'Food', 'Women-Founded', and 'All Keywords Required'. The modal has 'Close' and 'Save' buttons at the bottom right.
- Open Saved Search Modal:** This modal is used to open an existing saved search. It features a 'Filter Saved Searches' input field. Below this, it displays the saved search 'Women-Founded Food Private Companies' with a 'Company Search' button and a 'Public' status indicator. It also shows 'Updated less than a minute ago' and 'Created less than a minute ago'. The modal has a 'Cancel' button at the bottom right.



Add to Watchlist

Select a company from your search results into a watchlist.

The screenshot displays an 'Advanced Search' interface. At the top, there is a search bar with the placeholder text 'Search by Company, Investor, or Keyword'. Below the search bar, there are tabs for 'Companies', 'Investors', 'Fundings', and 'Deals'. A 'Filters' button is visible, along with a 'Women-led' filter tag. A yellow banner message states: 'Upgrade now to unlock more Company search results including revenues'. Below this, a table lists search results with columns: COMPANY, CLASSIFICATION, STATE, INDUSTRY, KEYWORDS, and LATEST REVENUE. The table contains 9 rows of data. The first 6 rows have their selection checkboxes checked, and a tooltip above the last row indicates '6 selected'. A green '+ Add to watchlist' button is positioned at the bottom right of the table.

COMPANY	CLASSIFICATION	STATE	INDUSTRY	KEYWORDS	LATEST REVENUE
<input checked="" type="checkbox"/> Patton Medical De...	Private	CA	Health Care Equipment	Health Care	\$100.0M
<input checked="" type="checkbox"/> Prime Therapeutic...	Private	MN	Health Care Distribut...	Distribution	\$100.0M
<input checked="" type="checkbox"/> H-E-B	Private	TX	Food & Beverage Retail	Baked Goods	\$100.0M
<input checked="" type="checkbox"/> Carlson Wagonlit ...	Private	MN	Business Support Ser...	Commercial Services	\$100.0M
<input type="checkbox"/> Randstad USA	Private	GA	Human Resources & ...	Human Resources	\$100.0M
<input type="checkbox"/> Enterprise Holding...	Private	MO	Specialized Consume...	Automotive	\$100.0M
<input checked="" type="checkbox"/> Fidelity Investments	Private	MA	Investment Managem...	Advisory	\$100.0M
<input checked="" type="checkbox"/> Love's Travel Stop...	Private	OK	Co		\$100.0M



Custom Watchlists













My Watchlists +					
Name	Created	Updated	Owner	Items	Actions
NYC Lunch Spots	February 05, 2019	over 2 years ago	Sean Christy	19	...
Squarespace Related	March 04, 2019	over 2 years ago	Sean Christy	19	...
Women Owned	March 08, 2019	over 2 years ago	Rachel Haut	10	...

Stay up-to-date on companies with watchlists. Categorize by industry, region, companies you've contacted or will contact, etc.

All Watchlists > Footwear

Footwear

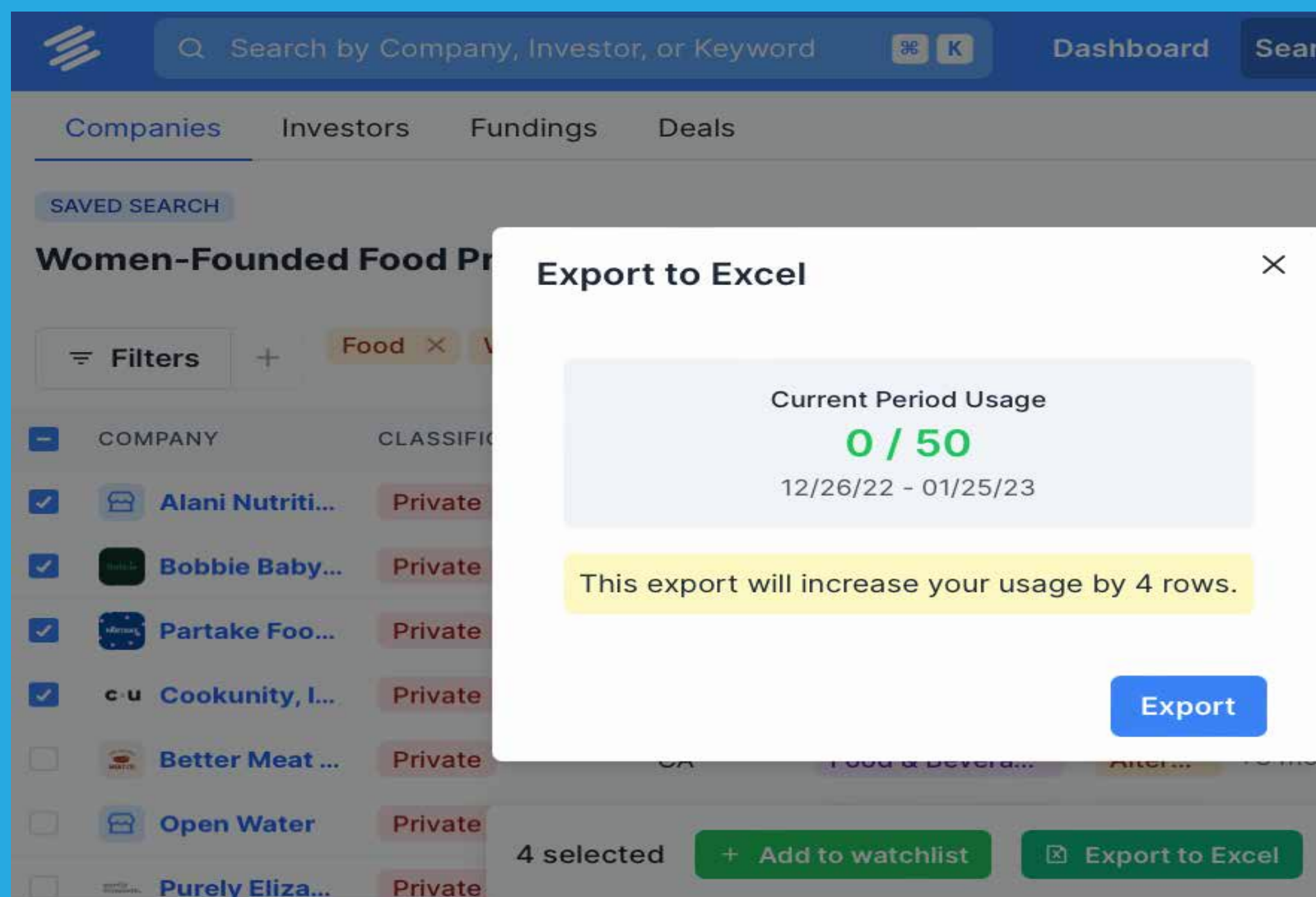
Owned by Jon Chu

	COMPANY	AMOUNT RAISED	LATEST REVENUE	VALUATION	INDUSTRY	PE BACKED	VC BACKED
<input type="checkbox"/>	 rue21, Inc.	--	\$1.5 BN	\$1.1 BN	Apparel Retail	Yes	No
<input type="checkbox"/>	 The Talbots, Inc.	--	\$1.3 BN	\$369.0 MM	Apparel Retail	Yes	No
<input type="checkbox"/>	 R.G. Barry Corp.	--	\$156.0 MM	\$225.8 MM	Apparel, Footwear...	Yes	No
<input type="checkbox"/>	 Bluefly, Inc.	\$31.6 MM	\$149.0 MM	\$65.0 MM	Apparel Retail	Yes	No
<input type="checkbox"/>	 The Danner Co.	--	\$136.0 MM	\$204.5 MM	Apparel, Footwear...	No	No
<input type="checkbox"/>	 New Balance	--	\$3.3 BN	\$4.4 BN	Apparel, Footwear...	No	No
<input type="checkbox"/>	 Recreational	--	\$3.1 BN	\$4.0 BN	Specialty Retail	No	No
<input type="checkbox"/>	 Payless Holdings	--	\$3.2 BN	\$2.0 BN	Apparel Retail	Yes	No
<input type="checkbox"/>	 Neiman Marcus	\$1.9 BN	\$2.6 BN	\$6.0 BN	Apparel Retail	Yes	Yes
<input type="checkbox"/>	 WhatSheBuys	--	\$11.8 MM	--	Apparel Retail	No	No
<input type="checkbox"/>	 Eco-Chic Co.	--	\$20.3 MM	\$18.0 MM	Apparel Retail	No	No
<input type="checkbox"/>	 MD Orthopaedic	--	\$11.7 MM	\$38.5 MM	Health Care Produ...	No	No



Data Export

Use our data exports to perform your own analysis.
Export Any Search Result (Company, Investor, Funding, or Deals).



Looking for Large Exports? Contact sales@privco.com

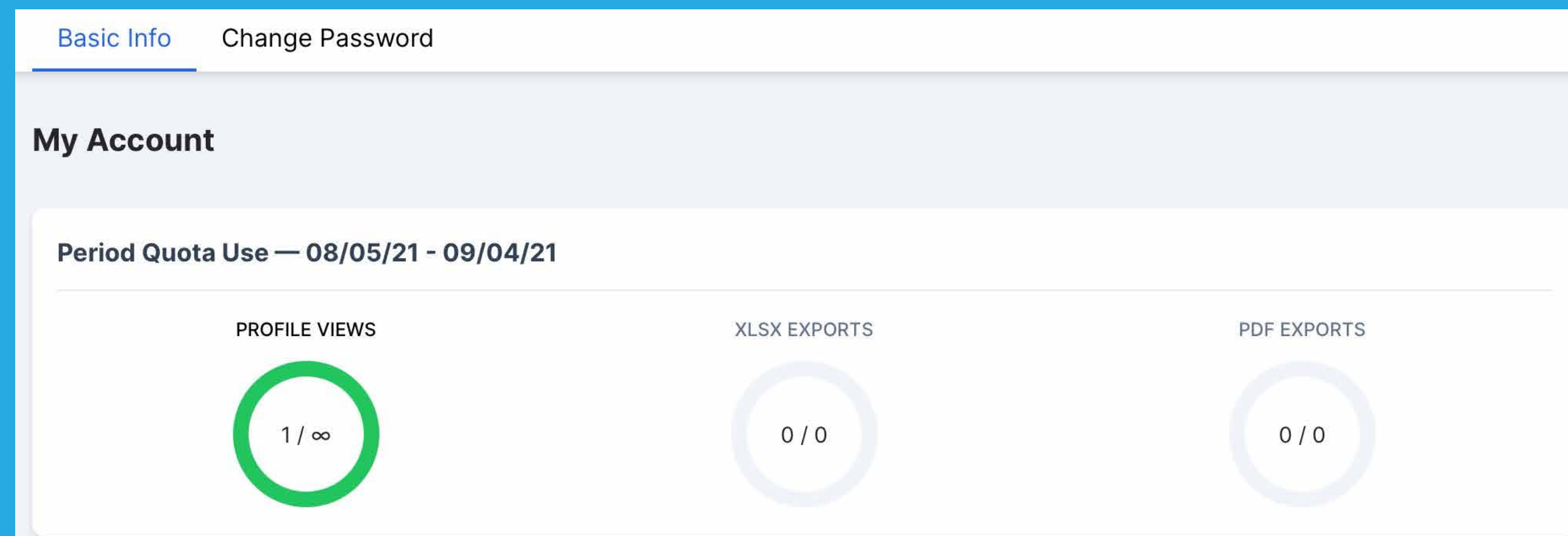


Account Management

Manage your account subscription and entitlements, by clicking on Account Settings in the top right corner.

View Monthly Quota Usage and Password management

* Limits varies between Select and Enterprise Plans



Need anything?

At PrivCo we're committed to offering you the best financial private company data across 146M+ data points. Contact our investment data research team.

research@privco.com

