

Getting started with PrivCo



About this Guide

The PrivCo platform performs a wide variety of tools and functionality to meet your private company information and research needs. The purpose of this guide is to help you navigate through the user interface to guide you through your daily workflow. Try our advanced search by building your own criteria to uncover the most qualitative private company data.

For support: Contact us @ support@privco.com
Missing a company?: Contact us @ feedback@privco.com



Dynamic dashboard






Intelligent search bar enables you to search for industry, keywords, companies, and investors.

At a Glance



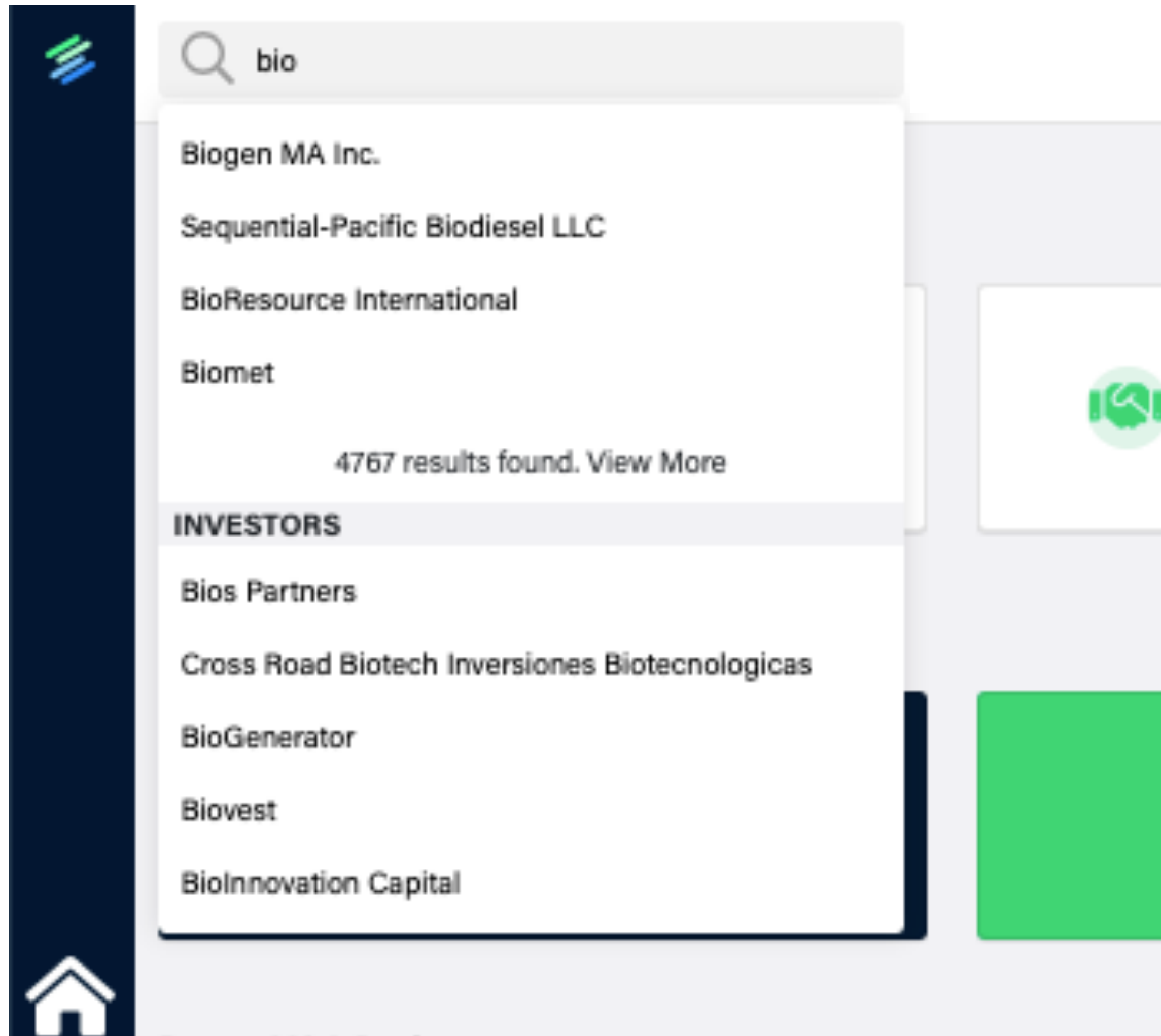
Weekly Top Funded Companies

Individualized insights cater to your searches and needs.

Company	Most Recent Funding
 MGI Tech	\$1,000,000,000
 Varo Money, Inc.	\$241,000,000
 8minute Solar Energy	\$225,000,000
 Genor Biopharma Co. Lt...	\$160,000,000
 Vacasa LLC	\$108,000,000



Start with the basics (Search)



Basic search allows you to look for a list of companies by using a wide variety of search criteria.

Look up by company or keywords.

Bonus Tip:

- Press enter key brings you to the advanced search
- Search by website, entering e.g. www.airbnb.com

Uncovering opportunities

Advanced Search offers a deeper dive into private company data.
Start your advanced search with a location, industry, and/or keyword.

Companies

Search Term

Locations
New York, NY x

Industries

- Commercial Services & Products +
- Consumer Durables +
- Consumer Services +
- Consumer Staples +
- Financials +
- Health Care +

Keywords
Type a keyword

Require all keywords to be present for company

Search Results — 18406 results. Actions ▾

<input type="checkbox"/>	Name	State	Revenue	CAGR (1yr)	CAGR (3yr)	Industry	Keywords
<input type="checkbox"/>	1-10 Bush Ter...	NY	\$2.1 MM	5.0%	--	Real Estate	Commercial Services Leasing Real Estate
<input type="checkbox"/>	1-800 Postcar...	NY	\$25.1 MM	4.3%	--	Commercial Printing	Commercial Services Digital Printing Mail Printing
<input type="checkbox"/>	I/O Technolog...	NY	\$2.6 MM	4.0%	--	Technology Services	IT Consulting
<input type="checkbox"/>	10 East Copier...	NY	\$58.2 MM	5.8%	--	Commercial Printing	Binding Commercial Services Packaging Printing
<input type="checkbox"/>	1000Heads	NY	\$4.1 MM	2.5%	--	Professional Services	Commercial Services
<input type="checkbox"/>	101 Production...	NY	\$2.1 MM	5.0%	--	Consulting	Commercial Services Consulting
<input type="checkbox"/>	1010data	NY	\$58.2 MM	5.8%	--	Software & Internet ...	Analytics Big Data Customer Experience Enterprise Software Optimization Technology

Feedback

All the functions you love, with a simpler user experience.

Add a selected company to your watchlist today!

Search by company name or keyword

Jon Chu

Companies Investors

Search Results — 458 results.

Keywords: SaaS x Consumer Products x

Require all keywords to be present for company

Revenue: min MM max MM

Include revenue of unspecified size

Revenue Growth Rate: 1 YR 3 YR

Total Employees: min max

Employee Growth Rates: 1 YR 3 YR

Total Funding Raised: min MM max MM

Year Founded: min max

Ownership: PE-backed Firms (Only Include, Exclude), VC-backed Firms (Only Include, Exclude), Subsidiaries (Only Include)

Name	State	Revenue	CAGR (1yr)	CAGR (3yr)	Industry	Keywords
<input checked="" type="checkbox"/> 4moms	Pennsylvania	\$82.0 MM	2.5%	4.2%	Consumer Products	Accessories, Consumer Electronics, E-Commerce, Manufacturing, Product Design
<input checked="" type="checkbox"/> Accelo	California	\$10.3 MM	3.0%	--	Software & Internet Services	Analytics, Automation, Data Integration, Enterprise Software, Reporting, SaaS, Technology
<input type="checkbox"/> Achieveit	Georgia	\$3.9 MM	30%	--	Software & Internet Services	Enterprise Software, Project Management, SaaS, Technology, Workflow Management
<input type="checkbox"/> Addepar, Inc.	California	\$100.0 MM	17.6%	18.9%	Software & Internet Services	Finance, Fintech, Investment Management, Reporting, SaaS, Technology
<input type="checkbox"/> Additech, Inc.	Texas	\$28.0 MM	3.7%	--	Consumer Products	Additives, Consumer Products, Fuel, Gas Station, Manufacturing
<input type="checkbox"/> Adir International LLC	California	\$360.0 MM	2.9%	--	General Retail	Consumer Products, E-Commerce, Internet, Retail
<input type="checkbox"/> Affirm, Inc.	California	\$88.0 MM	3.5%	--	Consumer Finance	Consumer Products, Consumer Services, Finance, Loans, Retail
<input type="checkbox"/> Agari Data, Inc.	California	\$28.0 MM	3.7%	--	Software & Internet Services	Cyber Security, Email, SaaS, Software, Technology
<input type="checkbox"/> Airtable	California	\$20.0 MM	400%	--	Software & Internet Services	Collaboration, Project Management, SaaS, Technology, Workflow Management


Export all results into an Excel File

Actions: Add to Watchlist (2), Save Search, Export

Advanced Search gives you the flexibility to screen for locations, industries, keywords, revenue, and so much more..

Company Profiles

Comprehensive company profiles provides you with company overviews, financials, organizational structure, funding and deal data.



Databricks, Inc.

Berkeley, California

PRIVATE Editor: 346844

[Overview](#) [Financials](#) [Organization](#) [Funding](#) [Deals](#)

Year Founded
2013

Total Rounds
6

Total Funding
\$896,939,324

Latest Valuation
\$6,200,000,000

Description

Databricks is a software company that was involved in the making of Apache Spark, an open-source distributed computing framework built atop Scala. It is founded by Ali Ghodsi, Matei Zaharia, Reynold Xin, Ion Stoica, Patrick Wendell, Scott Shenker, and Andy Konwinski in 2013. It is headquartered in San Francisco, California.

PrivCo Growth Score

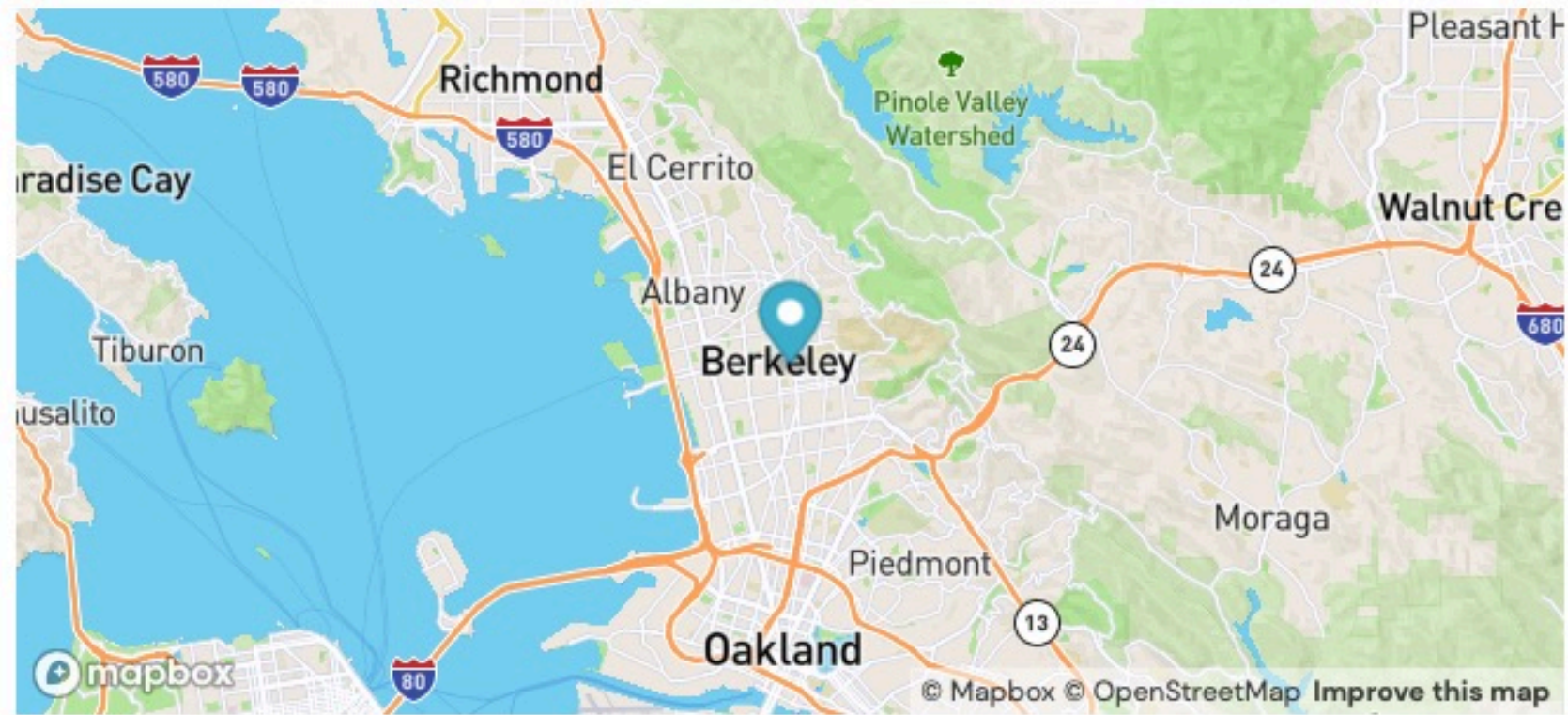
88%

External

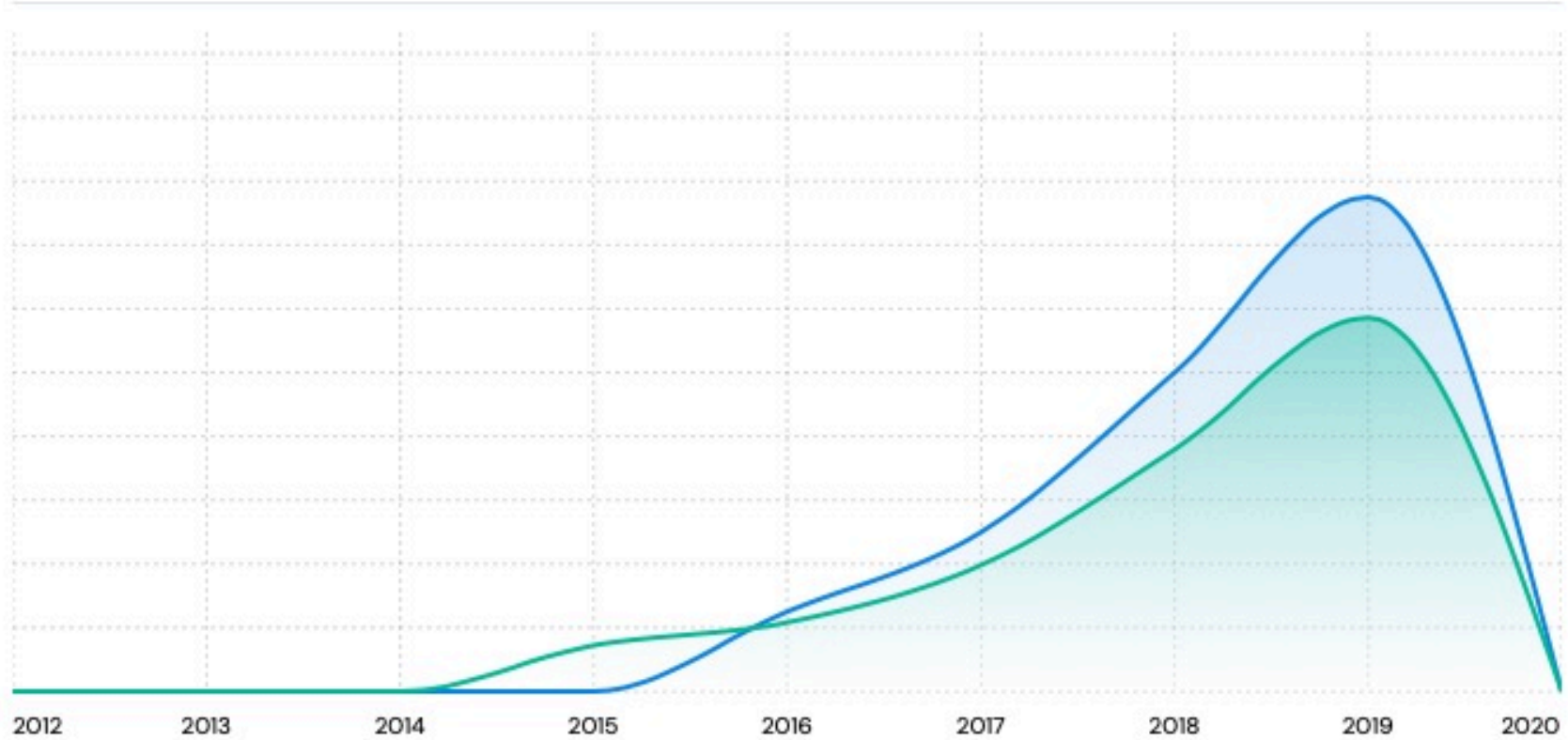
<https://www.databricks.com>

[f](#) [in](#) [t](#)

Headquarters



Employees vs. Revenue Revenue Employees



Year	Revenue	Employees
2012	~\$0	~0
2013	~\$0	~0
2014	~\$0	~0
2015	~\$0	~0
2016	~\$0	~0
2017	~\$0	~0
2018	~\$0	~0
2019	~\$0	~0
2020	~\$0	~0